

FITZROY BALL BEARING DOOR TRACKS

ALLOY LIGHT A100b

Bifold Track.

SCALE: FULL SIZE

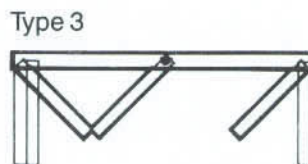
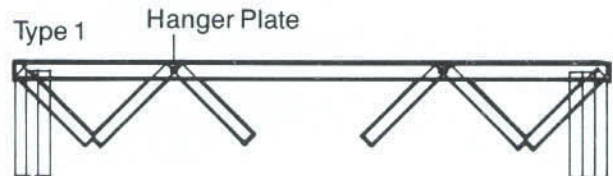
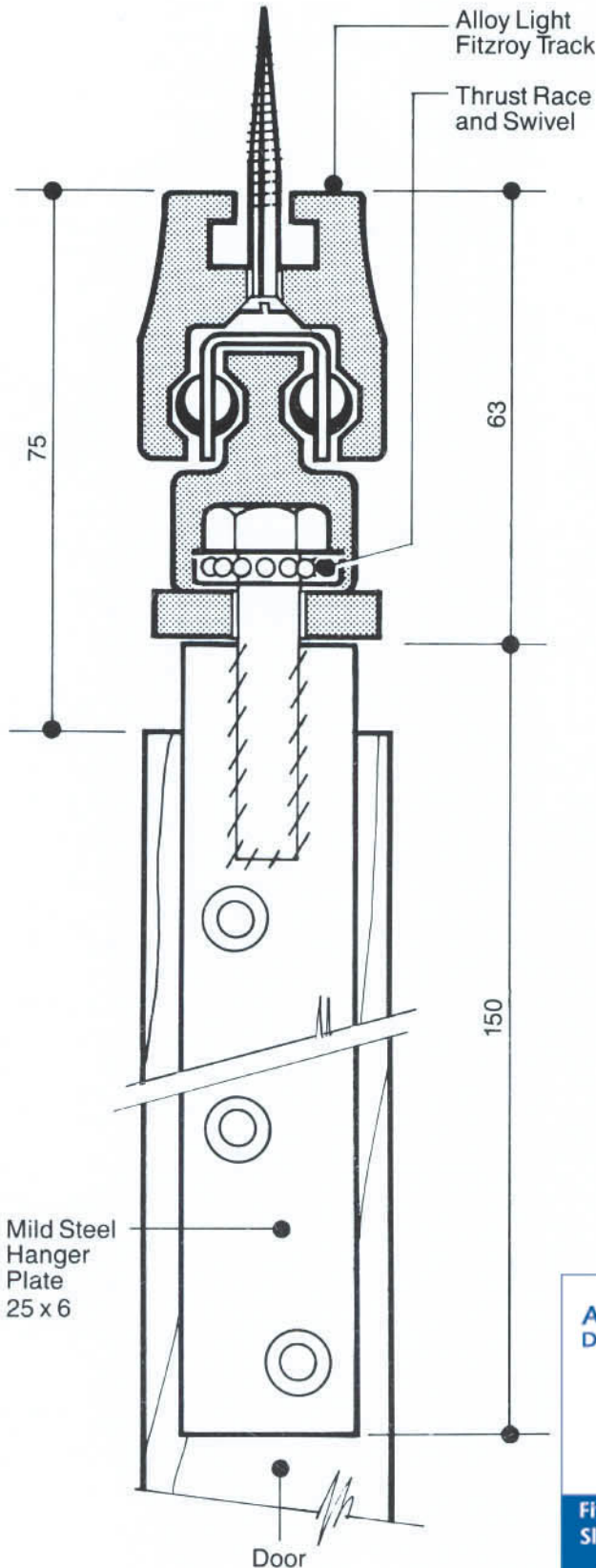
Set out on this sheet is a Bi-fold Door System using the Alloy Light Fitzroy Door Track.

Suggested maximum door leaf width is 1000 mm and the assembly weight should not exceed 50 kg per hanger plate.

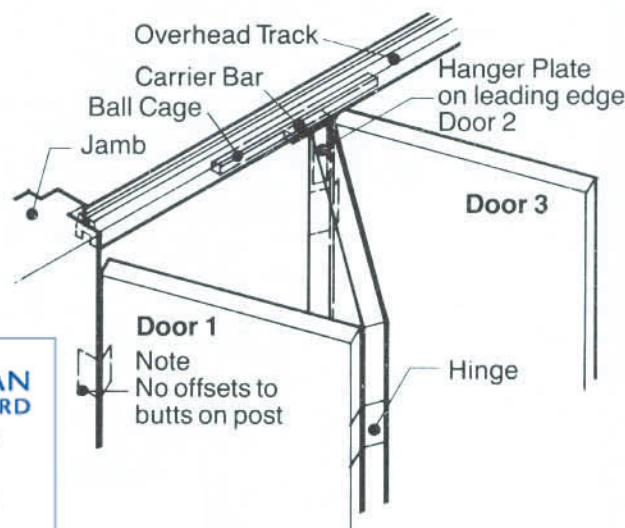
For best results the door to door and door to jamb hinges should be high quality heavy gauge cast brass stainless steel or mild steel with ball.

The construction of the Fitzroy Track allows three door arrangements as shown in the plan variations.

Flush floor fixing latches should be fitted on the captive door.



Very Important Note
 Subtract half the door thickness from width of end doors (Door 1)



Door 1
 Note No offsets to butts on post

